

## CPI by Provinces in the Month of Azar of the Year 1397<sup>1</sup>

### Total Households

In the month of Azar<sup>2</sup> of the year 1397, the nation's household general index (1395=100) stood at 151.7 which increased by 2.6 percent compared to the previous month. In this month, the province of Bushehr sees the highest monthly inflation rate of the nation's household with a 4.4 percent increase and the lowest monthly inflation rate belongs to Sistan & Baluchestan province with a 1.7 percent rise. Percentage change of general index for the nation's households is 37.4 percent compared to the corresponding month of the previous year (point to point inflation).

The highest point to point inflation rate is for Ilam province with 44.4 percent and the lowest one was for Qom province with 30.9 percent. That is to say that the households residing in Ilam province, on average, would spend 7.0 percent more than the nation's total mean, and the households living in Qom province, on average, would spend 6.5 percent less than the nation's total mean compared to the month of Azar of the year 1396 if the “**same range of goods and services**” was purchased by these households in both provinces. The twelve month inflation rate ending to the month of Azar of the year 1397 for the nation's households stood at 18.0 percent. The highest twelve month inflation rate goes to Lorestan province with 21.9 percent and the lowest one is for Kerman province with 14.2 percent. The twelve-month inflation rate gap of provinces in the month of Azar is 7.7 percent indicating a 0.7 percentage point rise compared to the previous month.

---

<sup>1</sup>- It is the Iranian year which usually begins on the day of 21 March of the Gregorian calendar. To find the corresponding year of the Gregorian calendar, add 621 or 622 (depending on the time of the year) to a [solar Hijri](#) year. For example the corresponding year of the year 1397 in the Gregorian calendar is (21 March 2018-20 March 2019).

<sup>2</sup>- **Iranian months and their equivalent in Gregorian calendar**

Farvardin (21 March-20 April)

Mehr (23 September-22 October)

Ordibehesht (21 April-21 May)

Aban (23 October-21 November)

Khordad (22 May-21 June)

Azar (22 November-21 December)

Tir (22 June-22 July)

Dey (22 December-20 January)

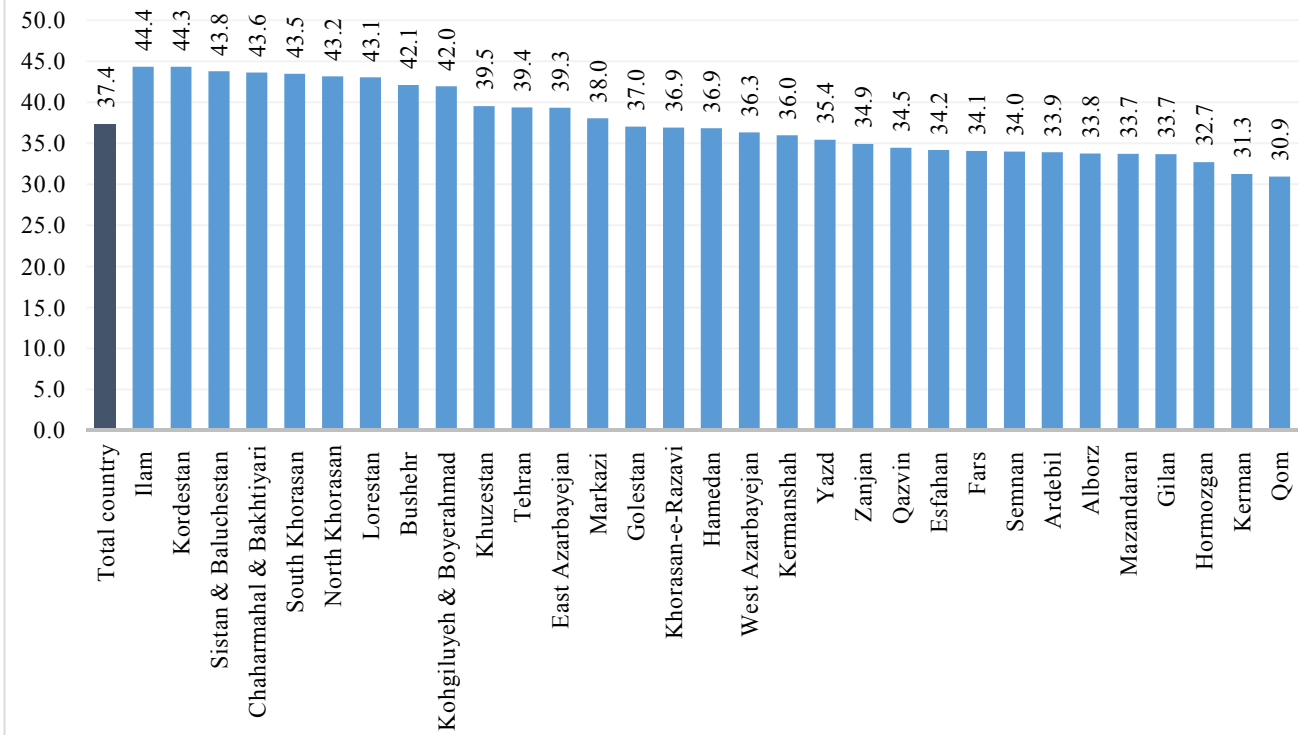
Mordad (23 July-22 August)

Bahman (21 January-19 February)

Shahrivar (23 August-22 September)

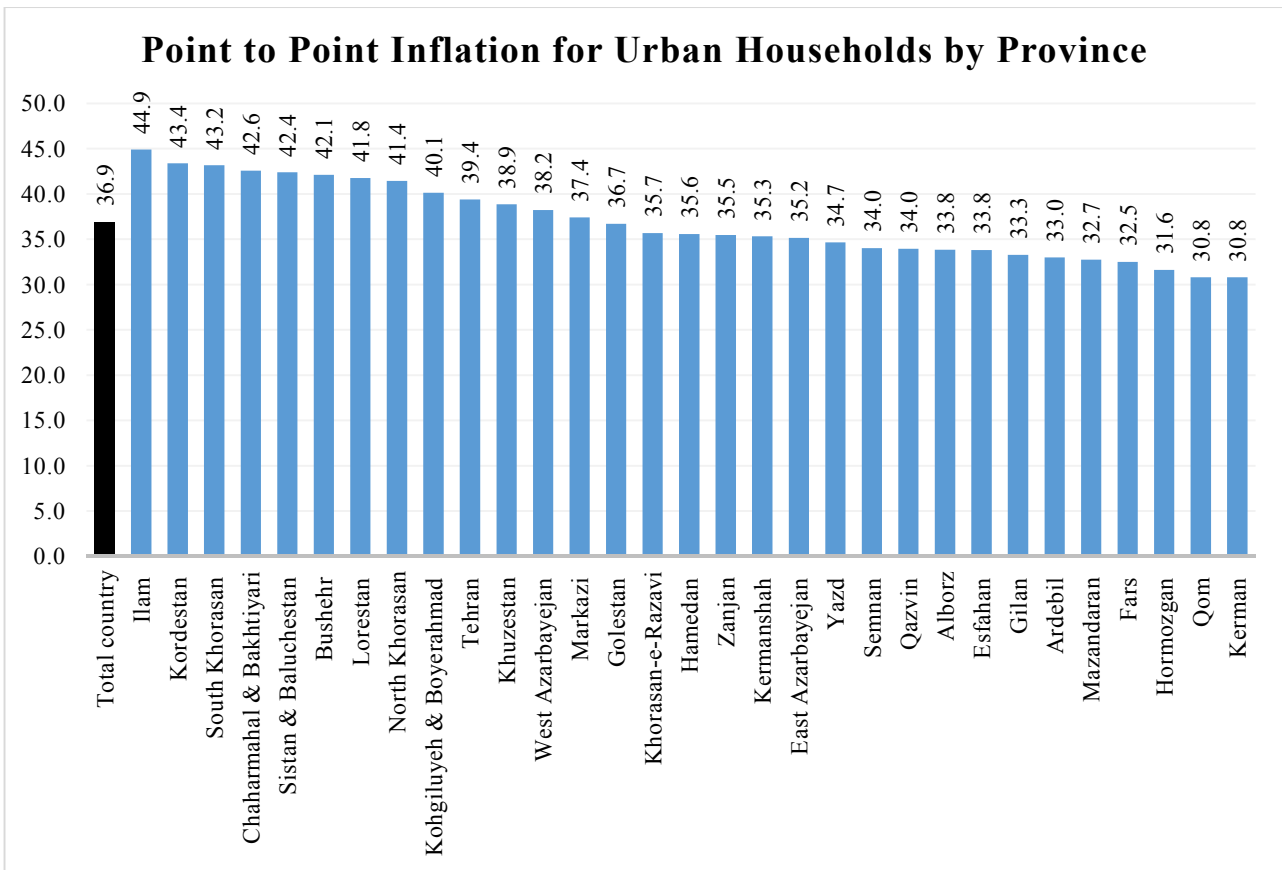
Esfand (20 February-20 March)

## Total Nation's Household Point to Point Inflation by Province



### Urban Households

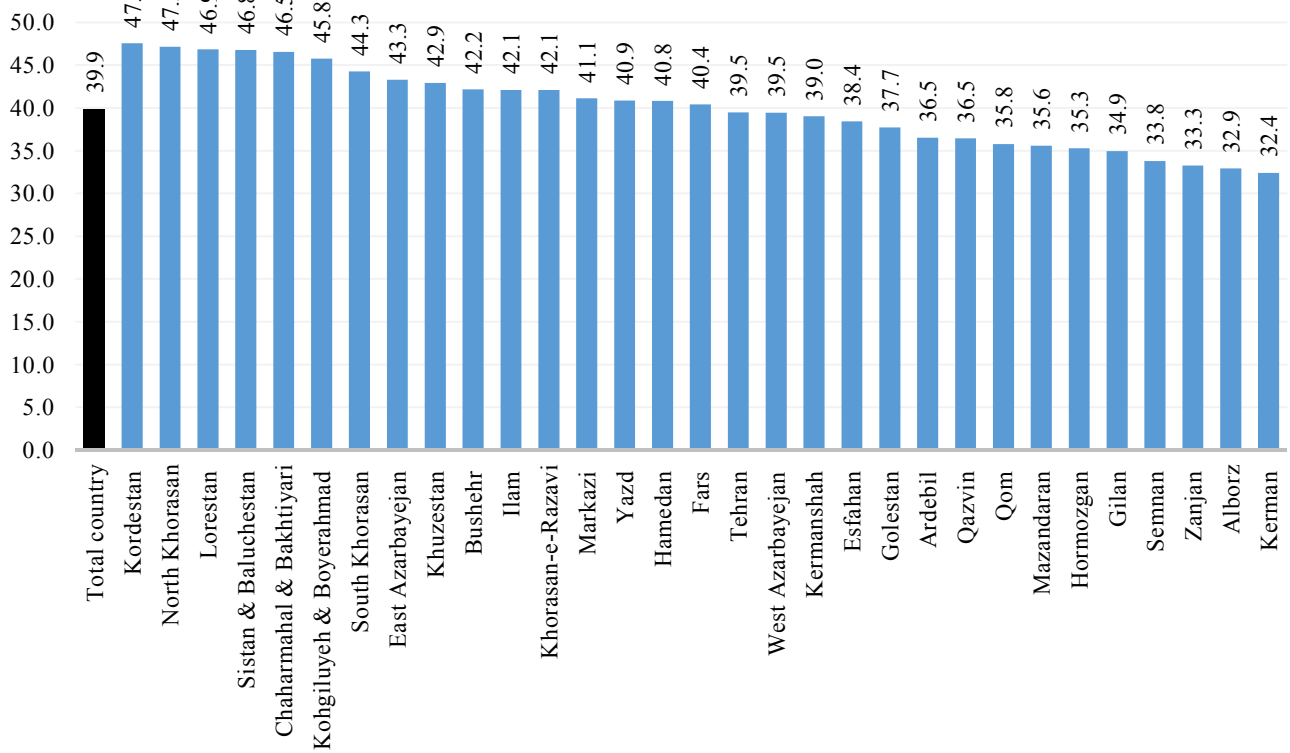
Urban household general index (1395=100) reached 151.0 in the month of Azar of the year 1397, which increased by 2.5 percent compared to the previous month. In this month, the highest monthly inflation rate of the urban household goes to Bushehr province with a 4.4 percent increase and the lowest monthly inflation rate belongs to Kermanshah province with a 1.6 percent increase. The percentage change of general index for the urban households is 36.9 percent compared to the corresponding month of the previous year (point to point inflation). The highest point to point inflation rate is for Ilam province with 44.9 percent and the lowest one goes to Kerman province with 30.8 percent. That is to say that the urban households residing in Ilam province, on average, would spend 8.0 percent more than the nation's total mean, and the urban households living in Kerman province, on average, would spend 6.1 percent less than the nation's total mean compared to the month of Azar of the year 1396 if the "same range of goods and services" was purchased by these households in both provinces. The twelve month inflation rate ending to the month of Azar of the year 1397 for urban households stood at 18.0 percent. The highest twelve month inflation rate goes to Lorestan province with 21.9 percent, and the lowest one is for Hormozgan province with 14.9 percent. The twelve-month inflation rate gap of provinces in the month of Azar is 7.0 percent indicating a 0.5 percentage point rise compared to the previous month.



## Rural Household

Rural household general index (1395=100) stood at 155.3 in the month of Azar of the year 1397, which increased by 3.0 percent compared to the previous month. In this month, the highest monthly inflation rate of the rural households goes to Qom province with a 5.0 percent increase and the lowest monthly inflation rate belongs to Ardebil province with a 1.4 percent increase. The percentage change of general index for the rural households is 39.9 percent compared to the corresponding month of the previous year (point to point inflation). The highest point to point inflation rate of rural households is for Kordestan province with 47.6 percent and the lowest one goes to Kerman province with 32.4 percent. That is to say that the rural households residing in Kordestan province, on average, would spend 7.7 percent more than the nation's total mean, and the rural households living in Kerman province, on average, would spend 7.5 percent less than the nation's total mean compared to the month of Azar of the year 1396, if the "same range of goods and services" was purchased by these households in both provinces. The twelve month inflation rate ending to the month of Azar of the year 1397 for rural households reached 18.0 percent. The highest twelve month inflation rate goes to Chahrmahal & Bakhtiyari province with 22.1 percent, and the lowest one is for Kerman province with 11.9 percent. The twelve-month inflation rate gap of provinces in the month of Azar is 10.2 percent indicating a 0.9 percentage point rise compared to the previous month.

## Point to Point Inflation for Rural Households by Province



Sheet 2





Nation's Households Goods and Services General Price Index, and Percentage Changes of Index by Province  
 Month: Azar, Year: 1397

1395=100

Province	General Index				Food, beverages and tobacco					Non-foods items and services				
	General Index	Monthly Inflation	Point to point inflation	Twelve month inflation rate	Weight	Index	Monthly Inflation	Point to point inflation	Twelve month inflation rate	Weight	Index	Monthly Inflation	Point to point inflation	Twelve month inflation rate
Total country	151.7	2.6	37.4	18.0	27.24	176.5	4.8	53.9	24.1	72.76	142.4	1.6	30.9	15.6
Markazi	151.9	3.0	38.0	17.7	31.85	176.3	4.5	51.8	23.7	68.15	140.5	2.1	31.1	14.7
Gilan	147.0	1.9	33.7	15.8	25.01	173.1	5.6	54.1	21.6	74.99	138.4	0.5	26.7	13.8
Mazandaran	148.8	2.9	33.7	16.1	29.17	170.8	5.8	48.1	20.8	70.83	139.7	1.5	27.5	14.1
East Azarbayejan	157.8	3.8	39.3	18.7	30.00	177.6	4.2	53.0	24.3	70.00	149.3	3.6	33.3	16.2
West Azarbayejan	153.2	2.7	36.3	17.9	33.06	177.9	3.7	52.6	24.6	66.94	141.0	2.0	27.8	14.4
Kermanshah	155.2	2.1	36.0	20.1	31.62	178.4	4.8	53.6	25.7	68.38	144.5	0.6	27.6	17.5
Khuzestan	153.1	3.1	39.5	18.3	33.32	180.6	4.9	57.4	26.3	66.68	139.4	1.9	30.0	14.0
Fars	145.3	2.0	34.1	16.1	27.45	175.2	4.0	54.8	24.4	72.55	134.0	1.0	25.7	12.8
Kerman	143.6	2.4	31.3	14.2	33.88	166.8	4.8	49.0	21.9	66.12	131.7	1.0	21.8	10.1
Khorasan-e-Razavi	150.4	3.3	36.9	16.2	33.45	181.3	5.5	58.2	25.0	66.55	134.9	1.9	25.5	11.6
Esfahan	146.4	2.2	34.2	15.5	24.18	177.7	5.5	55.7	24.1	75.82	136.4	0.8	26.9	12.6
Sistan & Baluchestan	155.3	1.7	43.8	18.3	43.20	176.1	2.7	59.0	24.1	56.80	139.5	0.7	31.7	13.8
Kordestan	158.5	2.4	44.3	19.8	37.16	178.0	4.7	58.6	25.2	62.84	147.0	0.8	35.6	16.5
Hamedan	154.6	2.4	36.9	20.8	31.70	172.5	4.2	52.4	25.3	68.30	146.3	1.4	29.6	18.6
Chaharmahal & Bakhtiari	164.2	3.3	43.6	20.6	37.03	190.6	5.7	60.6	27.5	62.97	148.7	1.6	33.0	16.4
Lorestan	162.8	3.1	43.1	21.9	34.63	177.4	5.3	54.2	25.5	65.37	155.1	1.8	37.0	20.0
Ilam	162.1	2.6	44.4	21.2	35.32	178.6	3.4	54.7	26.0	64.68	153.1	2.1	38.4	18.5
Kohgiluyeh & Boyerahmad	154.7	3.1	42.0	17.6	35.99	172.8	5.1	51.6	20.2	64.01	144.6	1.8	36.1	16.0
Bushehr	152.5	4.4	42.1	16.9	31.53	189.0	7.6	68.9	26.9	68.47	135.7	2.4	29.0	12.1
Zanjan	148.0	2.7	34.9	16.4	32.96	164.0	2.6	44.7	21.3	67.04	140.2	2.8	29.9	13.9
Semnan	148.0	2.6	34.0	16.6	31.81	170.0	5.4	48.8	20.5	68.19	137.8	1.1	26.7	14.7
Yazd	149.5	3.9	35.4	15.5	31.90	181.0	6.8	57.5	24.3	68.10	134.8	2.2	24.5	11.1
Hormozgan	145.6	1.9	32.7	15.5	28.90	181.8	2.8	61.2	26.4	71.10	130.9	1.5	20.7	11.0
Tehran	153.8	2.3	39.4	20.2	19.05	175.5	4.9	51.0	24.1	80.95	148.7	1.6	36.5	19.2
Ardebil	147.3	1.7	33.9	16.0	37.05	170.2	2.5	51.0	22.9	62.95	133.8	1.1	23.4	11.8
Qom	143.1	2.5	30.9	15.1	26.44	172.3	5.0	51.6	23.7	73.56	132.6	1.4	23.1	12.0
Qazvin	148.6	2.3	34.5	16.6	34.27	166.6	3.8	46.9	20.6	65.73	139.1	1.3	27.7	14.4
Golestan	154.7	2.4	37.0	18.4	30.21	182.4	4.3	55.6	24.1	69.79	142.8	1.5	28.5	15.8
North Khorasan	163.6	2.7	43.2	19.9	34.31	182.5	4.1	56.9	24.7	65.69	153.7	1.8	35.8	17.3
South Khorasan	159.7	3.7	43.5	19.9	36.90	176.7	5.2	53.6	24.1	63.10	149.8	2.7	37.3	17.4
Alborz	145.3	2.6	33.8	15.5	23.78	174.2	4.9	53.1	23.3	76.22	136.3	1.7	27.4	12.9

Urban Households Goods and Services General Price Index, and Percentage Changes of Index by Province

Month: Azar ,Year: 1397

1395=100

Province	General Index				Food, beverages and tobacco					Non-foods items and services				
	General Index	Monthly Inflation	Point to point inflation	Twelve month inflation rate	Weight	Index	Monthly Inflation	Point to point inflation	Twelve month inflation rate	Weight	Index	Monthly Inflation	Point to point inflation	Twelve month inflation rate
Total country	151.0	2.5	36.9	18.0	25.03	177.2	4.9	54.2	24.3	74.97	142.3	1.5	30.8	15.8
Markazi	150.9	3.0	37.4	17.2	29.68	176.5	5.0	52.3	23.1	70.32	140.1	2.0	30.6	14.6
Gilan	146.8	1.8	33.3	16.1	22.06	176.9	5.9	56.8	23.4	77.94	138.2	0.4	26.4	14.0
Mazandaran	147.5	2.5	32.7	15.8	27.28	169.5	5.1	47.6	20.5	72.72	139.2	1.4	26.9	14.0
East Azarbayejan	156.6	3.9	38.2	18.5	27.20	180.1	5.0	54.1	24.6	72.80	147.8	3.4	32.0	16.1
West Azarbayejan	150.9	2.6	35.2	17.2	29.87	174.7	4.0	53.0	23.2	70.13	140.8	2.0	27.3	14.6
Kermanshah	154.3	1.6	35.3	20.1	29.49	177.6	4.3	53.5	25.4	70.51	144.6	0.3	27.5	17.8
Khuzestan	152.1	3.2	38.9	18.0	31.00	181.6	5.4	58.6	26.8	69.00	138.8	1.9	29.4	13.9
Fars	143.5	2.0	32.5	15.8	24.54	174.4	4.2	53.8	24.4	75.46	133.4	1.0	25.1	12.8
Kerman	143.6	2.4	30.8	15.1	30.59	169.2	4.9	49.8	23.0	69.41	132.3	1.0	22.0	11.5
Khorasan-e-Razavi	148.0	3.0	35.7	15.7	30.86	181.4	5.1	58.8	25.3	69.14	133.1	1.8	24.6	11.2
Esfahan	146.0	2.1	33.8	15.4	23.50	178.0	5.5	56.0	24.1	76.50	136.1	0.8	26.6	12.6
Sistan & Baluchestan	155.4	1.8	42.4	18.4	37.28	184.0	3.0	61.1	26.1	62.72	138.5	0.8	30.4	13.6
Kordestan	157.5	2.3	43.4	19.7	34.99	178.3	4.9	58.5	25.1	65.01	146.3	0.7	34.9	16.6
Hamedan	154.4	2.2	35.6	21.2	27.99	175.4	4.1	52.8	26.2	72.01	146.2	1.3	28.8	19.2
Chaharmahal & Bakhtiyari	162.7	3.3	42.6	20.1	34.96	188.2	6.3	59.9	26.1	65.04	149.1	1.4	32.8	16.7
Lorestan	162.8	2.9	41.8	21.9	32.32	179.2	5.5	55.1	25.9	67.68	154.9	1.6	35.3	19.9
Ilam	163.3	2.4	44.9	21.8	33.01	181.8	3.4	56.5	27.4	66.99	154.2	1.9	38.9	18.9
Kohgiluyeh &Boyerahmad	153.3	2.9	40.1	17.4	32.46	172.4	5.5	49.6	19.6	67.54	144.1	1.4	35.2	16.2
Bushehr	152.6	4.4	42.1	17.2	29.95	192.3	7.7	72.0	28.4	70.05	135.7	2.5	28.6	12.2
Zanjan	148.6	2.7	35.5	16.5	29.97	166.2	2.4	46.2	21.5	70.03	141.0	2.8	30.6	14.2
Semnan	147.9	2.6	34.0	16.7	30.33	172.6	5.1	51.3	21.3	69.67	137.1	1.2	26.1	14.6
Yazd	148.6	3.9	34.7	15.2	32.04	181.2	6.7	58.1	24.5	67.96	133.3	2.2	23.0	10.6
Hormozgan	143.3	2.0	31.6	14.9	24.30	186.1	3.0	65.1	27.6	75.70	129.6	1.5	20.3	10.7
Tehran	153.8	2.3	39.4	20.2	18.84	175.8	5.0	51.1	24.1	81.16	148.7	1.6	36.5	19.2
Ardebil	146.3	1.8	33.0	15.6	34.35	171.9	2.7	52.0	23.2	65.65	132.9	1.2	22.6	11.6
Qom	143.0	2.4	30.8	15.1	26.11	172.6	4.9	51.7	23.9	73.89	132.5	1.3	23.0	11.9
Qazvin	148.0	2.2	34.0	16.7	31.80	167.4	4.0	46.8	21.1	68.20	138.9	1.2	27.7	14.6
Golestan	154.0	2.4	36.7	18.2	27.05	183.5	4.4	56.7	23.7	72.95	143.0	1.4	28.9	16.1
North Khorasan	160.8	2.8	41.4	19.2	30.53	180.4	4.7	57.1	23.9	69.47	152.2	1.8	34.5	17.1
South Khorasan	159.0	4.0	43.2	19.6	34.71	177.4	6.1	53.9	23.6	65.29	149.3	2.7	37.1	17.4
Alborz	145.3	2.6	33.8	15.5	23.44	174.6	5.0	53.5	23.3	76.56	136.3	1.7	27.4	12.9

Rural Households Goods and Services General Price Index, and Percentage Changes of Index by Province

Month: Azar, Year: 1397

1395=100

Province	General Index				Food, beverages and tobacco					Non-foods items and services				
	General Index	Monthly Inflation	Point to point inflation	Twelve month inflation rate	Weight	Index	Monthly Inflation	Point to point inflation	Twelve month inflation rate	Weight	Index	Monthly Inflation	Point to point inflation	Twelve month inflation rate
Total country	155.3	3.0	39.9	18.0	39.62	174.2	4.3	52.7	23.4	60.38	142.9	1.9	31.1	14.4
Markazi	156.5	2.7	41.1	19.7	42.30	175.7	3.0	50.2	25.7	57.70	142.5	2.4	33.8	15.0
Gilan	147.9	2.4	34.9	14.8	33.87	165.7	5.0	48.7	17.9	66.13	138.8	0.9	27.7	13.2
Mazandaran	151.3	3.6	35.6	16.7	32.77	172.9	6.8	48.8	21.5	67.23	140.8	1.7	28.7	14.2
East Azarbayejan	161.9	3.4	43.3	19.4	39.80	171.6	2.1	50.5	23.4	60.20	155.5	4.3	38.4	16.7
West Azarbayejan	159.4	2.7	39.5	19.8	41.77	184.1	3.3	51.8	27.4	58.23	141.7	2.2	29.6	14.0
Kermanshah	159.2	4.2	39.0	20.4	41.41	180.8	6.4	53.8	26.5	58.59	144.0	2.4	28.1	16.0
Khuzestan	158.9	2.6	42.9	19.5	45.60	176.9	3.3	53.3	24.6	54.40	143.7	2.0	33.6	14.9
Fars	152.5	2.2	40.4	17.4	39.33	177.2	3.8	57.4	24.1	60.67	136.5	1.0	28.7	12.8
Kerman	143.6	2.6	32.4	11.9	41.71	162.7	4.5	47.6	20.0	58.29	130.0	1.0	21.2	6.2
Khorasan-e-Razavi	161.0	4.6	42.1	18.5	44.72	181.0	6.7	56.3	24.0	55.28	144.8	2.6	30.1	13.8
Esfahan	150.8	2.8	38.4	16.3	31.92	174.4	5.6	53.9	24.0	68.08	139.7	1.3	30.7	12.5
Sistan & Baluchestan	155.1	1.4	46.8	18.2	55.40	165.3	2.2	55.8	21.2	44.60	142.4	0.4	35.5	14.5
Kordestan	162.0	2.7	47.6	20.3	44.55	177.4	4.0	59.0	25.2	55.45	149.6	1.6	38.1	16.3
Hamedan	155.3	2.9	40.8	19.4	42.56	166.9	4.3	51.5	23.5	57.44	146.7	1.7	32.9	16.4
Chaharmahal&Bakhtiari	168.3	3.3	46.5	22.1	42.84	196.1	4.6	62.3	30.6	57.16	147.4	2.1	33.6	15.3
Lorestan	163.0	3.7	46.9	22.0	41.26	173.4	4.9	52.3	24.4	58.74	155.8	2.7	42.9	20.2
Ilam	157.2	3.4	42.1	19.0	44.98	168.9	3.2	49.0	21.8	55.02	147.5	3.5	36.2	16.6
Kohgiluyeh &Boyerahmad	157.7	3.6	45.8	18.0	43.38	173.4	4.6	54.8	21.2	56.62	145.6	2.6	38.4	15.5
Bushehr	152.1	4.0	42.2	15.9	37.71	179.0	7.4	59.4	22.2	62.29	135.9	1.5	30.9	11.8
Zanjan	146.2	2.8	33.3	16.3	42.65	158.9	3.1	41.2	20.8	57.35	136.8	2.6	27.1	12.8
Semnan	148.7	3.1	33.8	16.0	38.74	160.2	6.5	39.6	17.3	61.26	141.4	0.8	29.9	15.1
Yazd	155.9	4.1	40.9	17.5	30.92	179.2	7.2	52.8	22.9	69.08	145.4	2.4	35.0	14.9
Hormozgan	151.0	1.8	35.3	16.9	39.64	175.7	2.4	55.6	24.7	60.36	134.7	1.4	21.7	11.7
Tehran	153.7	2.2	39.5	19.7	26.74	169.3	3.4	49.3	23.9	73.26	148.0	1.7	35.7	18.1
Ardebil	150.0	1.4	36.5	16.9	44.68	166.6	2.2	48.9	22.3	55.32	136.6	0.7	26.2	12.4
Qom	146.7	5.0	35.8	15.4	38.45	166.6	8.7	49.2	18.9	61.55	134.3	2.3	26.9	13.0
Qazvin	150.9	2.5	36.5	16.1	44.04	164.4	3.4	46.9	19.2	55.96	140.3	1.7	28.1	13.6
Golestan	156.4	2.6	37.7	18.8	36.83	180.7	4.1	54.0	24.7	63.17	142.1	1.5	27.7	15.2
North Khorasan	170.1	2.4	47.2	21.5	43.15	186.1	3.0	56.5	25.8	56.85	157.9	1.9	39.7	18.1
South Khorasan	161.4	3.0	44.3	20.8	42.47	175.2	3.4	52.8	25.3	57.53	151.2	2.5	37.7	17.4
Alborz	145.5	2.6	32.9	15.4	29.93	168.6	4.6	47.4	22.9	70.07	135.6	1.6	26.3	12.0



**Contact information:**

For more information on time series of CPI, and time series of CPI of expenditure deciles in the country, please visit:

[www.amar.org.ir](http://www.amar.org.ir)

**Address:**

Statistical Centre of Iran, No.211, Dr Fatemi Ave, The corner of Rae Moayeri Street, Postal code: 1414663111

Telfax: +98 2188958189

Email: [int@sci.org.ir](mailto:int@sci.org.ir)